

Year End Results



Better Fruits Software

Product: Apples

Country	Quantity	Value (in \$)
Germany	2.450,00	120.050,00
France	1.700,00	83.300,00
USA	3.200,00	156.800,00
Australia	1.080,00	52.920,00
Total	8.430,00	413.070,00

Product: Oranges

Country	Quantity	Value (in \$)
Germany	3.650,00	178.850,00
France	1.470,00	72.030,00
USA	2.830,00	138.670,00
Australia	2.240,00	109.760,00
Total	10.190,00	499.310,00

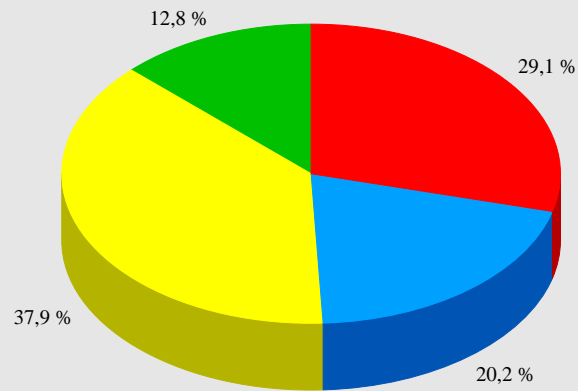
Product: Bananas

Country	Quantity	Value (in \$)
Germany	900,00	44.100,00
France	2.130,00	104.370,00
USA	520,00	25.480,00
Australia	1.560,00	76.440,00
Total	5.110,00	250.390,00

Yearly Country Sales Total: \$1.162.770,00

Apples

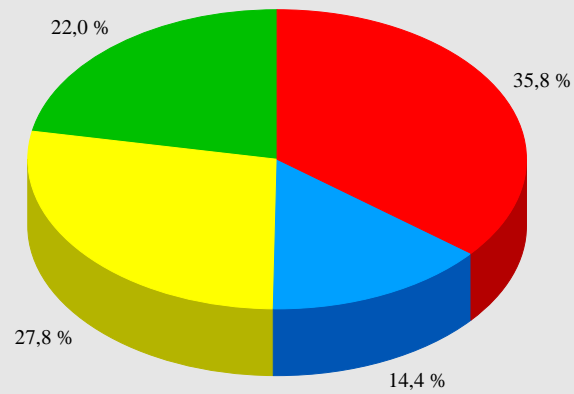
- Germany (29,1 %)
- France (20,2 %)
- USA (37,9 %)
- Australia (12,8 %)



Annotation

Oranges

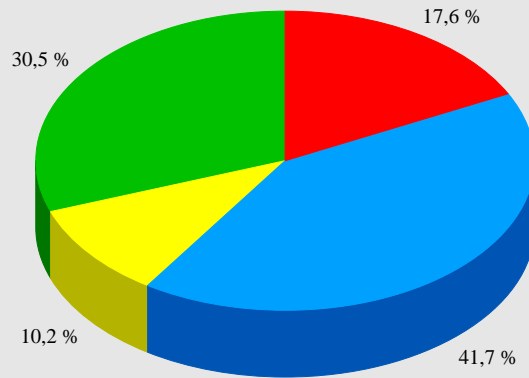
- Germany (35,8 %)
- France (14,4 %)
- USA (27,8 %)
- Australia (22,0 %)



Annotation

Bananas

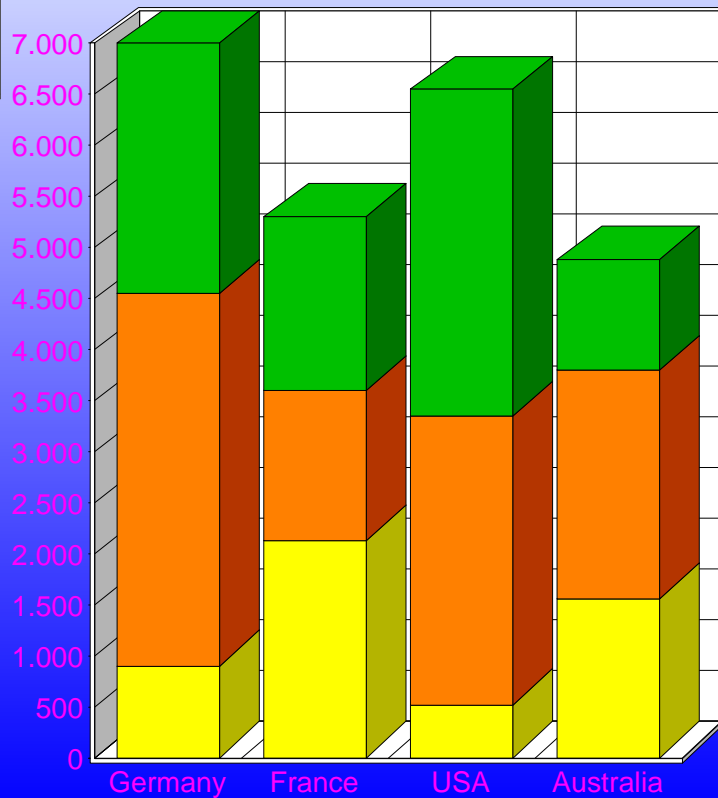
- Germany (17,6 %)
- France (41,7 %)
- USA (10,2 %)
- Australia (30,5 %)



Annotation

Overview

- Apples
- Oranges
- Bananas



Annotation